

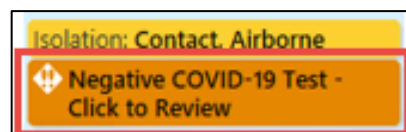
## Managing Negative COVID-19 Results

<b>Impacted Locations</b>	All
<b>Intended Audience</b>	Inpatient Physician and APP

### COVID-19 BPA in an Inpatient Department

When a patient's COVID-19 test result is reported as negative:


- The Suspected flag is automatically removed and
- Storyboard will display a review notification and
- The Negative COVID-19 Best Practice Advisory (BPA) will display in the patient chart



### Choose Next Steps within Negative COVID-19 Test Result BPA

Follow the instructions within the BPA to Presume Positive, Discontinue Isolation/Treat as Negative or Defer the alert.

COVID-19 (1)

 Patient has Negative COVID-19 Test Result

**This patient's COVID-19 test was resulted as negative.**

**The suspected COVID-19 infection flag has been removed.**

Please take one of the following actions:


- **Presumed Positive:** Select 'Order' to confirm it is still likely this patient has COVID-19 despite a negative result.
- **Negative & Discontinue Isolation:** Select 'DISCONTINUE Isolation/Treat as Negative' to confirm COVID-19 is unlikely and automatically discontinue the isolation orders.


To defer this alert, choose one:

- Not Primary Provider for this Patient
- Defer Decision Pending Further Clinical Review

Order

Do Not Order

 Apply COVID-19 (Presumed Positive) Infection Flag

 Acknowledge Reason

DISCONTINUE Isolation/Treat as Negative

Not Primary Provider for this Patient

Defer Decision Pending Further Clinical ...

### When a COVID-19 Negative status is confirmed

- The Storyboard flag will update.
- Hover over the Negative COVID-19 Result Confirmed flag to view the user who treated as COVID-19 Negative, or select the Negative Confirmed flag to Order the COVID-19 (Presumed Positive) Infection Flag (see image below).

COVID-19: Lab History  
*Negative COVID-19 Result Confirmed*

ⓘ Patient's Most Recent COVID-19 Result Has Been Confirmed as Negative

**This patient's COVID-19 test has been resulted as negative, and the care team has decided to treat this patient as confirmed negative for COVID-19.**

**If the patient's status has changed:**

- Click the 'Negative COVID-19 Result Confirmed' Storyboard icon
- Order 'Apply COVID-19 (Presumed Positive) Infection Flag'

**Last action taken:**  
Treat Patient as COVID-19 Negative (Zz\_P1\_Ip\_Attending, MD @ 1/13/2022 4:23 PM)

## COVID-19 Negative BPA in the Emergency Department

The COVID-19 BPA will only display when entering a bed request order (BRO).

### Choose Next Steps within Negative COVID-19 Test Result BPA

Follow the instructions within the BPA to Presume Positive, Discontinue Isolation/Treat as Negative or Defer the alert.

COVID-19 (1)

ⓘ Patient has Negative COVID-19 Test Result

**This patient's COVID-19 test was resulted as negative.**

**The suspected COVID-19 infection flag has been removed.**

Please take one of the following actions:

- Presumed Positive:** Select 'Order' to confirm it is still likely this patient has COVID-19 despite a negative result.
- Negative & Discontinue Isolation:** Select 'DISCONTINUE Isolation/Treat as Negative' to confirm COVID-19 is unlikely and automatically discontinue the isolation orders.

To defer this alert, choose one:

- Not Primary Provider for this Patient
- Defer Decision Pending Further Clinical Review

Order
Do Not Order
Apply COVID-19 (Presumed Positive) Infection Flag

ⓘ Acknowledge Reason

DISCONTINUE Isolation/Treat as Negative
Not Primary Provider for this Patient
Defer Decision Pending Further Clinical ...

## Resolve the COVID-19 Presumed Positive Infection Flag

1. Select the COVID-19 Suspected flag from Storyboard to view the Infection Status report.


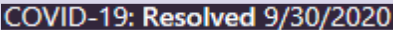
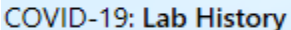
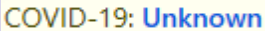
2. Select the Resolve hyperlink to remove the COVID-19 (Presumed Positive) flag.

3. Enter a comment to document reason for resolution.
4. Choose Resolve.

## References

- **Rule out COVID-19 infection with a suspected status:** Applied automatically when COVID-19 lab test is ordered for all patients, except outpatients being screened prior to outpatient procedures, and automatically removed upon result of a COVID-19 lab test, both for positive and negative results.
- **COVID-19 with a positive status:** Applied automatically with positive COVID test result or if the diagnosis date is documented on the travel screen. After 20 days the flag is automatically removed.
- **COVID-19 (Presumed Positive) with a suspected status:** Ordered through the BPA process above. Follows the same process for removal as COVID-19, unless resolved by a Physician/APP.
- To change the COVID-19 positive infection flag contact Infection Prevention or place a clinical clearance order to resolve the infection.

Flag	Screen Shot	When Does It Appear?
Positive		<p>Patient has an active COVID-19 infection documented in their chart.</p> <p><b>Change Note:</b> This flag appears in place of the <b>COVID-19</b> infection status. Hovering over the banner will display info on when and how this status was applied.</p>

Flag	Screen Shot	When Does It Appear?
Suspected		<p>Patient has an in-process lab test for COVID-19, excluding tests for scheduled procedures and discharges to external facilities. -or- The care team has decided to treat the patient as presumed positive for COVID-19 despite a negative test result.</p> <p><b>Change Note:</b> This flag appears in place of the <b>Rule-out COVID-19</b> and <b>COVID-19 (Presumed Positive)</b> infection statuses. Hovering over the banner will display which status is active.</p>
Resolved		<p>Patient had a positive COVID-19 infection within the last 90 days that has since been resolved.</p> <p><b>Change Note:</b> This is a new flag. Previously, nothing would appear on the Storyboard in this scenario.</p>
Lab History		<p>Patient has a history of COVID-19 testing.</p> <p><b>Change Note:</b> This is an updated flag. Previously, called History.</p>
Unknown		<p>This flag appears when there is no COVID-19 lab testing history in the patient's electronic medical record.</p> <p><b>Change Note:</b> This is a new flag. Previously, nothing would appear on the Storyboard in this scenario.</p>