



# Newly Responsive NM Interactive Home Page

High-Level Guide

# New NMI Site is Responsive

The home page display adjusts automatically based on a device's screen size.

- With the transition of NMI to Microsoft SharePoint Online, NMI is now accessible at [nmi.nm.org](http://nmi.nm.org) from the internet on any device via your NM credentials.
- The new NMI optimized display of content based on the screen size of your device.
  - The next three slides will help you understand where content is located and the differences in site navigation across various display types.
    - **Desktop display:** How the site will typically look on larger monitors or displays
    - **Smaller windows or tablet display:** How the site will typically look in smaller windows, and on smaller monitors and tablet devices
    - **Mobile display:** How the site will typically look on mobile devices like smartphones
  - Your view may vary slightly depending on your settings and display size.

# Desktop display

## NMI Search Bar

The screenshot shows the MI Interactive desktop interface. At the top, there is a navigation bar with links for RESOURCES, DEPARTMENTS, POLICIES AND PROCEDURES, and TEAM SITES. A search bar is located in the top right corner. Below the navigation bar, there are several banners: a purple one for COVID-19 Resources and Updates, and a green one for PeopleSoft Financials and Supply Chain (FSCM) Planned Maintenance. The main content area features a large image of a man with a beard, titled "Becoming Jake: A Pathway to Gender-Affirming Surgery". Below this, there is a "COVID-19 Links" section with icons for COVID-19 Page, FAQ, NM Workforce App, and Vaccination Numbers. The "News" section contains several articles with images and titles, such as "Lab Automation in West Region Increases Efficiency" and "2 New Observation Units Open at LFH". At the bottom, there is a "Key Links" section with icons for Recognize a Colleague, Five Things You Should Know, Events & Programs, and Annual Goal Performance. On the right side, there is a sidebar with a "Purple Pages" search bar, "Incident Reporting" links (Cyber Security Report, Employee Incident Report, NETS Patient/Visitor Report, Compliance Report), "System Links" (Well-Being, Community Impact, Diversity and Inclusion, Engagement, Epic Resources, Safety, Integration), "Communications Support" (Request support from Communications, Get Started), and "Feedback" (Have a question or comment?, Leave Feedback). The footer contains copyright information, social media links, and a link to the Terms of Use.

**Application Launcher (Waffle Menu)**

**Navigation Bar (Resources, Departments, Policies and Procedures, and Team Sites)**

**COVID-19 and other Alert Banners**

**Rotating Carousel News**

**New COVID-19 Links section**

**News Section**

**Key Links (including new Five Things You Should Know link)**

**Logged in User**

**MyNM Service Center Button**

**Purple Pages Search**

**Incident Reporting**

**System Links**

**Link to More News**

**New Communications Support Intake Form**

**Feedback**

**NM Social Media**

# Smaller desktop or tablet display

In this display, the right rail contents move under the Key Links.

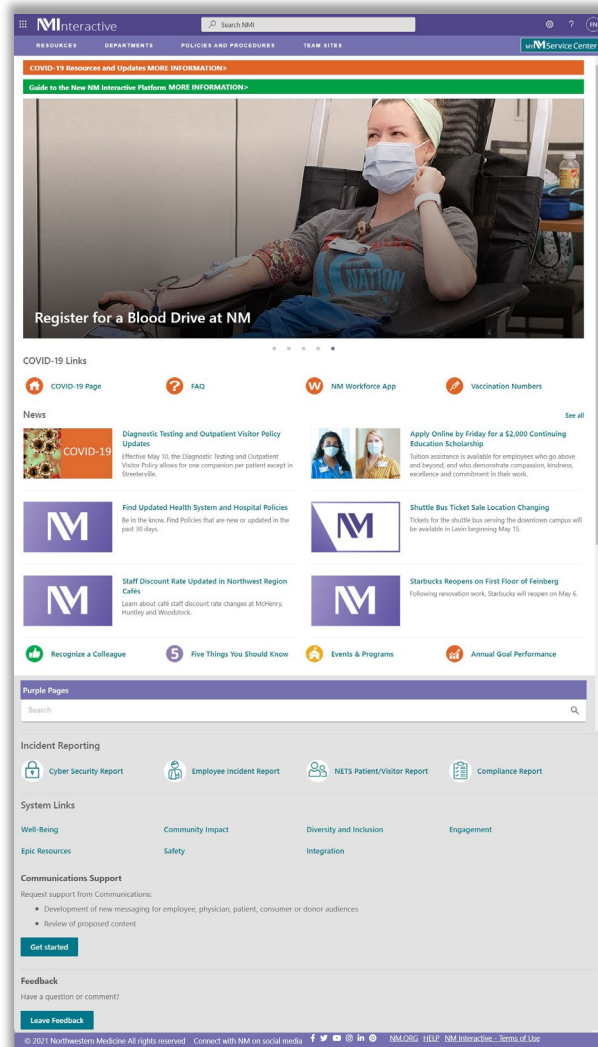
Purple Pages Search

Incident Reporting

System Links

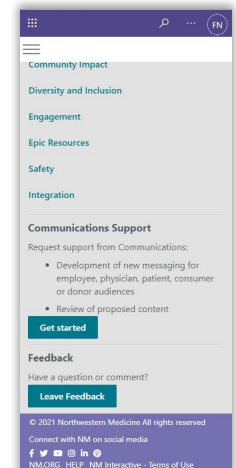
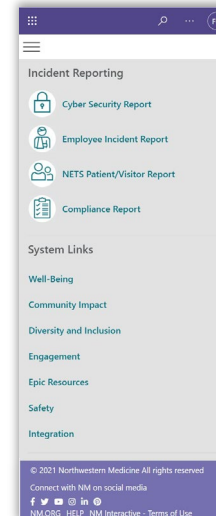
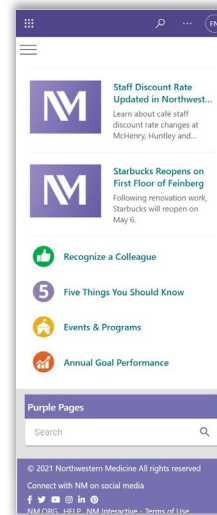
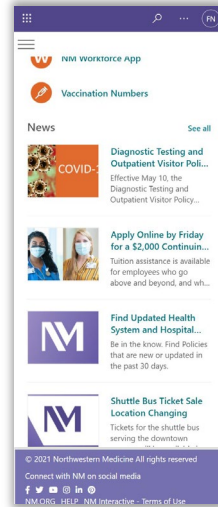
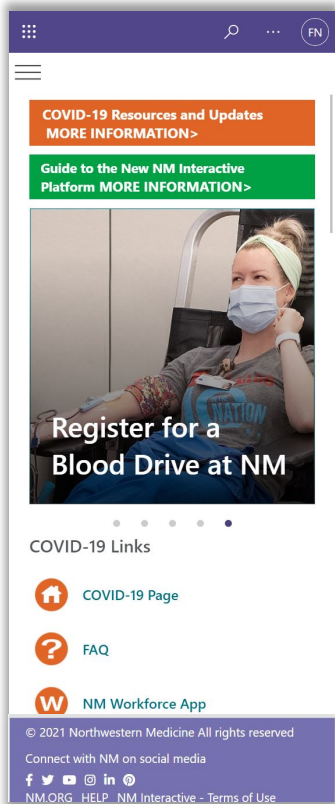
New Communications Support Intake Form

Feedback



# Mobile Display

- Always at top:
  - App Launcher, Search and Navigation Bar
- Always at bottom:
  - Social media links and footer
- Scroll to reveal other sections



Application Launcher  
(Waffle Menu)

Navigation Bar (click  
horizontal bars to reveal  
dropdown menus and  
MyNM Service Center)

Search Bar  
(click magnifier)

