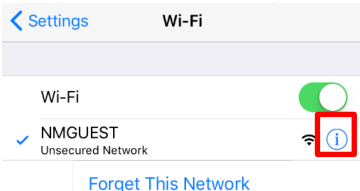
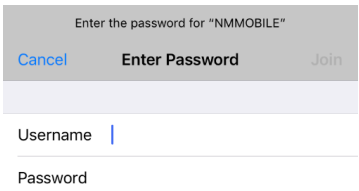


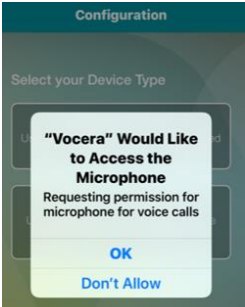
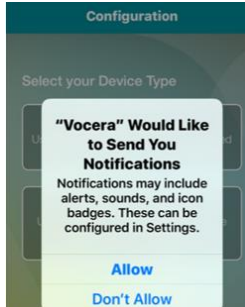


VCS Download and Login Guide – Personal Devices (iPhone)



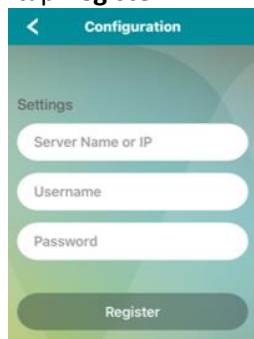

Connecting to the NM Mobile Wireless Network

Step 1	Step 2	Step 3
<p>Forget any existing NM Wi-Fi networks that are currently connected on your personal device (ex: NM Guest, NM Mobile).</p> 	<p>Connect to NM Mobile and enter your Epic username and password (AD credentials) to login.</p> 	<p>Trust the certificate.</p> 

Downloading Vocera Collaboration Suite (VCS) onto Your Smartphone

Step 1	Step 2	Step 3
<p>Go to the Apple App Store and download the Vocera Collaboration Suite application. <i>Note: You will need to know your Apple ID and Password.</i></p>	<p>Once downloaded tap on the VCS icon.</p> 	<p>Follow and accept all prompts for installation and login.</p>
Step 4	Step 5	
<p>Select OK to Access the Microphone:</p> 	<p>Select Allow to Send Notifications:</p> 	

Logging into the VCS Application

Step 6	Step 7	Step 8	Step 9
<p>Tap Personal Device as your device type:</p> 	<p>For Registration Type, tap I have a Username and Password</p> 	<p>Enter 'vcs.nm.org' as your 'Server Name', enter your Epic username & password, then tap Register</p> 	<p>Create a 4-digit PIN (This will be used after 3 or more hours of inactivity.)</p> 

NOTE: VCS works over Wi-Fi or cellular whether you are on an NM campus or not. However, some public Wi-Fi networks (i.e.: Starbucks, hotels) require users to authenticate by accepting terms and conditions. If you do not perform this step, your device may not connect to VCS. You can resolve this by accepting the terms and conditions or disabling Wi-Fi.

VCS Notification Settings/Behavior for iPhone Users

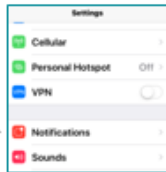
For iPhone Users

- To set your Notification Alert style

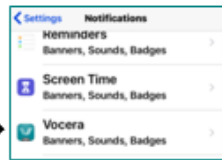
1. Tap Settings icon →



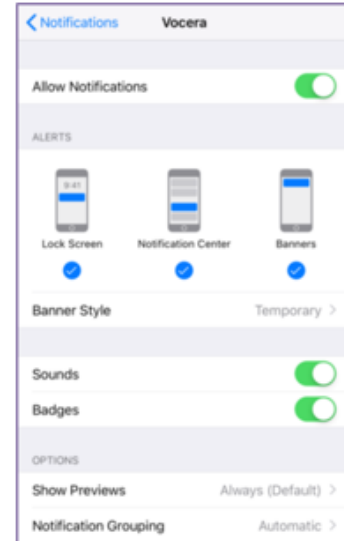
2. Scroll to Notifications →



3. Select Vocera App →



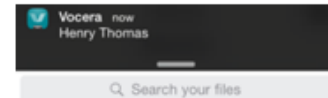
Recommended iPhone Settings



Notification Behavior when receiving messages:

If you are in another app/function on your iPhone, and the VCS App is running in the background, the tone and vibration for the message's priority are played. The notification that appears depends on whether you have enabled notifications, and the alert style you have specified.

If your alert style is Banners, a banner appears at the top of the screen →



If your screen is locked, the tone and vibration for the message's priority are played, and a notification appears on the screen →

